


## LOADING CREDIT

**Step 1. ON ARRIVAL, PLUG IN POWER LEAD**



**Step 2. PUSH UP BLACK TRIP SWITCH**



**Step 3. HOLD CARD TO METER AND WAIT FOR 'BEEP'. CREDIT WILL BE LOADED AND DISPLAYED. REPEAT THIS STEP WHEN 'TOPPING UP'**

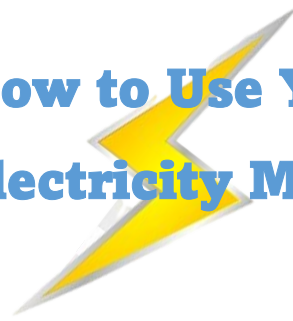


## ALARM

**AN ALARM WILL SOUND WHEN YOUR CREDIT IS LOW AND REQUIRES 'TOPPING UP'**

**IN THE EVENT YOU RUN OUT OF CREDIT COMPLETELY, PUSH THE BUTTON TO ACTIVATE THE EMERGENCY CREDIT FACILITY**






**REMOVING UNUSED CREDIT ON DEPARTURE**

**TO ENSURE WE CAN REFUND ANY UNUSED CREDIT  
PLEASE FOLLOW THESE STEPS BEFORE DEPARTURE**

**Step 1. ENSURE POWER LEAD IS STILL  
PLUGGED IN, HOLD CARD BACK  
TO METER AND AWAIT 'REFUND  
SUCCESSFUL' MESSAGE TO  
DISPLAY**



**Step 2. UNLUG POWER LEAD AND  
TAKE YOUR CARD TO  
RECEPTION FOR ANY  
REFUND**



**LOST CARDS**

**LOST CARDS WILL BE CHARGED AT £10**

**HAVE A GREAT STAY AND PLEASE DO NOT  
HESITATE TO ASK US FOR ASSISTANCE  
SHOULD YOU NEED IT**